







Clay Central-Everly School Calendar

Summary of Calendar:

Days/Hrs. in classroom:
 First Semester 88/587.5
 Second Semester 81/538
TOTAL STUDENT DAYS/HS
169/1127.75

CALENDAR LEGEND

Start/End	
Quarter	
P/T Conf.	
Inservice	
Holidays	
Vacation Days	

HOLIDAYS:

Labor Day	(9/2)
Thanksgiving Day	(11/28)
Christmas Day	(12/25)
New Year's Day	(1/1)
President's Day	(2/17)
Memorial Day	(5/25)

Summary:

-169 Student Days
 -6 Holidays
 -6 PD/Inservice/Work Days before the school year.
 -9 PD/Inservice/Work Days during the school year.
 -3 PD/Inservice/Work Days after the school year is completed.
 193 Total Contract Days

Board Approved:



2019-2020					Student Days/Hours	
August 2019						
M	T	W	Th	F		
12	13	14	15	16		
19	20	21	22	23	1	6.75
26	27	28	29	30	6	40.5
September 2019						
2	3	4	5	6	10	67.5
9	10	11	12	13	14	94.5
16	17	18	19	20	19	128.25
23	24	25	26	27	23	155.25
30					24	162
October 2019						
	1	2	3	4	28	189
7	8	9	10	11	33	222.75
14	15	16	17	18	37	249.75
21	22	23	24	25	42	283.5
28	29	30	31		46	310.5
November 2019						
				1	47	317.25
4	5	6	7	8	52	351
11	12	13	14	15	57	384.75
18	19	20	21	22	61	411.75
25	26	27	28	29	64	428.75
December 2019						
2	3	4	5	6	69	462.5
9	10	11	12	13	73	489.5
16	17	18	19	20	78	520
23	24	25	26	27		
30	31					
January 2020						
		1	2	3		
6	7	8	9	10	83	553.75
13	14	15	16	17	88	587.5
20	21	22	23	24	92	614.5
27	28	29	30	31	97	648.25
February 2020						
3	4	5	6	7	102	682
10	11	12	13	14	107	712.5
17	18	19	20	21	110	732.75
24	25	26	27	28	115	766.5
March 2020						
2	3	4	5	6	120	800.25
9	10	11	12	13	125	834
16	17	18	19	20	129	861
23	24	25	26	27	134	894.75
30	31				136	908.25
April 2020						
		1	2	3	139	928.5
6	7	8	9	10	142	948.75
13	14	15	16	17	146	975.75
20	21	22	23	24	151	1009.5
27	28	29	30		154	1029.75
May 2020						
				1	155	1036.5
4	5	6	7	8	160	1070.25
11	12	13	14	15	164	1097.25
18	19	20	21	22	169	1127.75
25	26	27	28	29		
June 2020						
1	2	3	4	5		

169 Days/1127.75 Hours Calendar

Aug. 14-16 Teacher Work Days
 Aug. 19-21 Teacher PD Days (3)
 Aug. 22 K-8 Back to School Conf. (4-7)
Aug 23 Begin 1st Semester

Sept. 2 Labor Day (No School)
 Sept. 13 Fair Day (No School)
 Sept. 23 No School (Staff Inservice)

Oct. 14 No School (Staff Inservice)
Oct. 25 End 1st Quarter (283.5hrs/42days)

Nov. 18 No School (Staff Inservice)
 Nov. 25/26 2:30 Dismissals/P/T Conf. (4-7)
 Nov. 27 No School (Teacher Comp Day)
Nov. 28-29 Thanksgiving Holiday (No School)

Dec. 9 No School (Staff Inservice)
Dec. 20 12:30 Dismissal
Dec. 23 Jan. 3 – Winter Break (No School)

Jan. 1 New Year's Day (No School)
Jan. 17 End 2nd Quarter (304hrs/46days)
End 1st Semester (587.5hrs/88days)
 Jan. 20 No School (Staff Inservice)
 Jan. 21 Begin 2nd Semester

Feb. 12/13 2:30 Dismissals/P/T Conf. (4-7)
 Feb. 14 No School (Teacher Comp Day)
Feb. 17 Presidents Day (No School)
 Feb. 18 No School (Staff Inservice)

Mar. 20 End 3rd Quarter (273.5hrs/41days)
 Mar. 16 No School (Staff Inservice)

April 9-13 No School-Easter Break
 April 27 No School (Staff Inservice)

May 11 No School (Staff Inservice)
May 22 12:30 Dismissal/Last Day of School
May 22 End 4th Quarter (266.75hrs/40days)
End 2nd Semester(540.25hrs/81days)

May 25 Memorial Day
 May 26-29 (Make up days)
May 26-28 (3 PD Days for Cert. Staff)